Pitch 25.4 mm (1.00 in.)

uni Flex ASB

This new generation of 1 in. pitch radius belts available with or without hold down tabs in combination with a flat or curved surface offers a unique patent design providing a very strong radius belt. This new generation is easier to clean and, especially with POM-D material, it has good release characteristics. The increased lateral stability allows fewer support strips than normal, where the beveled edges facilitates side way loading. Furthermore, the curved surface of the uni Flex ASB CS belt offers a reduced contact area of 10% and a smooth transfer. And in combination with a 9 tooth sprocket it forms a circle allowing a the use of scraper against the belt. The uni Flex ASB is a proven belt in spiral applications.

The uni Flex ASB Series improves performance in the following industries and applications:

- Bakery industry including dough transport, cooling lines, internal transport, metal detectors and packaging lines
- Seafood applications including tray packing lines
- Meat & poultry applications including packaging lines
- Spiral applications as proofing and freezing of croissants, cooling and resting

Product features:

- Improved strength - 60% higher than similar belts, so longer conveyors are possible
- Standard POM-D material containing a self-lubricating component, improving non-stick characteristics and reducing friction
- Easy to clean due to improved hygienic design of the hinges
- Efficient product transfer and less product contact area (efficient cooling) with the curved surface type
- Fewer support strips required due to increased lateral stability

Standard Selection



uni Flex ASB
Surface opening 43%

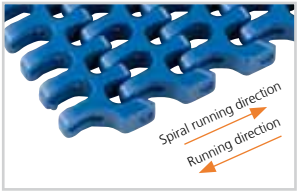

uni Flex ASB R
Surface opening 43%



uni Flex ASB T
Surface opening 43%

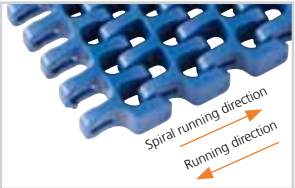

uni Flex ASB CS
Surface opening 43%



uni Flex ASB CS T
Surface opening 43%

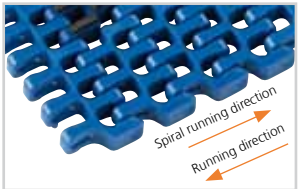

uni Flex ASB Rubber Top
Surface opening 43%

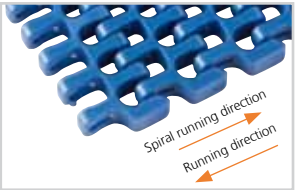

uni Flex ASB Edge
Surface opening 43%

uni Flex ASB | ASB T | ASB CS | ASB CS T | ASB Rubber Top | ASB Edge: Min. inside radius 2.2 x belt width.

uni Flex ASB R:
Min. inside radius 1.6 x belt width.

Dimensional Sketches

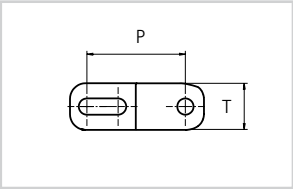

uni Flex ASB | uni Flex ASB R

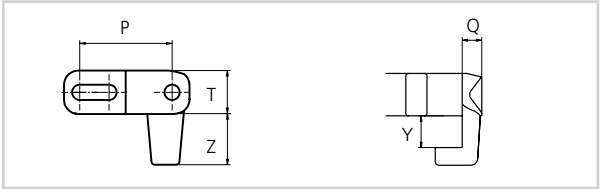

uni Flex ASB T

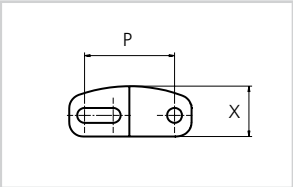

uni Flex ASB CS

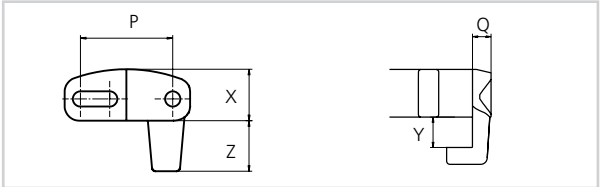

uni Flex ASB CS T

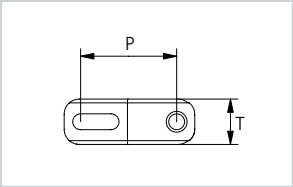

uni Flex ASB Edge

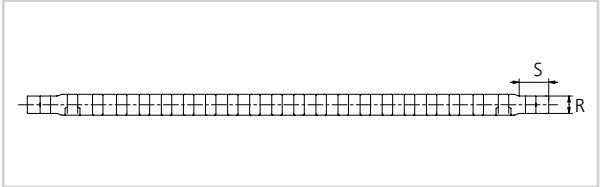

uni Flex ASB Edge

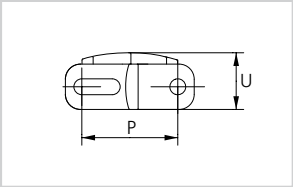

uni Flex ASB Rubber Top

Indent for uni Flex ASB R: Min. indent inside 230 mm (in.)
Min. indent outside: 52 mm (in.)

Indent for uni Flex ASB | ASB R | ASB CT| ASB CS | ASB CS T:
Min. indent inside & outside: 52 mm (in.)

Sideflexing

25.4 mm (1.00 in.)

Snap Pin A2

ø4.0 mm (0.16 in.)

Patent pending

See page 8

25.0 mm (0.98 in.)

See page 30

See page 172

Alternative

PP W PBT LG

Accessories

See page 29

See page 30

Dimensions

	mm	in.		mm	in.		mm	in.
Q	5.5	0.20	**X**	14.2	0.56	**S**	16.0	0.63
P	25.4	1.00	**Y**	9.0	0.35	**R**	10.0	0.39
T	12.0	0.47	**Z**	14.0	0.55	**U**	15.00	0.59

Standard Materials and Colors

Type	Standard materials and colors	Standard pin materials and colors
uni Flex ASB	POM-D W	PA6.6 B
	POM-D B	PA6.6 B
	PP G	PA6.6 B
	PP W	PA6.6 B
	PP B	PA6.6 B
uni Flex ASB R	POM-D B	PA6.6 B
uni Flex ASB T	POM-D W	PA6.6 B
	POM-D B	PA6.6 B
	PP W	PA6.6 B
	PP B	PA6.6 B
uni Flex ASB CS	POM-D W	PA6.6 B
	POM-D B	PA6.6 B
uni Flex ASB CS T	POM-D W	PA6.6 B
	POM-D B	PA6.6 B
uni Flex ASB Rubber Top	PP B +03 K	PA6.6 B
	PP W +03 N	PA6.6 B
uni Flex ASB Edge	POM-D B	PA6.6 B
	PP B	PA6.6 B

Alternative pin materials: See page 25.

Standard Bricklayed Belt Widths (See below for Single Link® widths)

mm	in.	mm	in.	mm	in.	mm	in.
301	11.9	607	23.9	913	35.9	1219	48.0
378	14.9	684	26.9	990	39.0	1296	51.0
454	17.9	760	29.9	1066	42.0	1372	54.0
531	20.9	837	32.9	1143	45.0	1449	57.0

On above belt width values, the belt width tolerance on standard materials is +0/-0.4% at 23°C/73°F.

uni Flex ASB Single Link®



uni Flex ASB Single Link® is available in the following standard widths:



The both link is split in two and used as the outer part of the belt.

The center module are used in the middle of the belt.

Both K300 and K600 are available as left and right module.

uni Flex ASB Single Link® standard materials and colors see page 25

uni Flex ASB standard Single Link® widths

Belt type and widths	K279 Outer 70.6 mm (2.78 in.)	K300 Outer 77.0 mm (3.03 in.)	K580 Outer 147.5 mm (5.80 in.)	K600 Outer 153.3 mm (6.04 in.)	K1200 Left or Right 306.8 mm (12.08 in.)	K1200 Both 301.1 mm (11.85 in.)	K1200 Center 301.1 mm (11.85 in.)
uni Flex ASB	X	X	X	X		X	X
uni Flex ASB R					X		
uni Flex ASB T	X	X	X	X		X	
uni Flex ASB CS	X	X	X	X		X	X
uni Flex ASB CS T	X	X	X	X		X	
uni Flex ASB Rubber Top							X
uni Flex ASB Edge						X	

Max. Permissible Load in Curve

Belt material	Belt width	POM		PP	
Pin material		PA6.6		PP	
	in.	N	lbf	N	lbf
uni Flex ASB	3 in. < = W < 6 in.	1200	270	720	162
uni Flex ASB T	3 in. < = W < 6 in.	1200	270	720	162
uni Flex ASB CS	3 in. < = W < 6 in.	1200	270	720	162
uni Flex ASB CS T	3 in. < = W < 6 in.	1200	270	720	162
uni Flex ASB Rubber Top	3 in. < = W < 6 in.	1200	270	720	162
uni Flex ASB Edge	3 in. < = W < 6 in.	1200	270	720	162
uni Flex ASB	6 in. < = W < 12 in.	1200	270	720	162
uni Flex ASB T	6 in. < = W < 12 in.	1200	270	720	162
uni Flex ASB CS	6 in. < = W < 12 in.	1200	270	720	162
uni Flex ASB CS T	6 in. < = W < 12 in.	1200	270	720	162
uni Flex ASB Rubber Top	6 in. < = W < 12 in.	1200	270	720	162
uni Flex ASB Edge	6 in. < = W < 12 in.	1200	270	720	162
uni Flex ASB	12 in. < = W < 18 in.	1600	360	960	216
uni Flex ASB R	12 in. < = W < 18 in.	1200	270	720	162
uni Flex ASB T	12 in. < = W < 18 in.	1600	360	960	216
uni Flex ASB CS	12 in. < = W < 18 in.	1600	360	960	216
uni Flex ASB CS T	12 in. < = W < 18 in.	1600	360	960	216
uni Flex ASB Rubber Top	12 in. < = W < 18 in.	1600	360	960	216
uni Flex ASB Edge	12 in. < = W < 18 in.	1600	360	960	216
uni Flex ASB	W > 18 in.	2040	459	1224	275
uni Flex ASB R	W > 18 in.	2040	459	1224	275
uni Flex ASB CS	W > 18 in.	2040	459	1224	275
uni Flex ASB CS	W > 18 in.	2040	459	1224	275
uni Flex ASB CS T	W > 18 in.	2040	459	1224	275
uni Flex ASB Rubber Top	W > 18 in.	2040	459	1224	275
uni Flex ASB Edge	W > 18 in.	2040	459	1224	275

Max. Permissible Load in Straight Sections

Belt material	POM		PP	
Pin material	PA6.6		PA6.6	
	N/m	lbf/ft	N/m	lbf/ft
uni Flex ASB	18800	1297	12500	863
uni Flex ASB R	18800	1297	12500	863
uni Flex ASB T	15000	1035	10000	690
uni Flex ASB CS	18800	1297	12500	863
uni Flex ASB CS T	18800	1297	12500	863
uni Flex ASB Rubber Top	18800	1297	12500	863
uni Flex ASB Edge	18800	1297	12500	863

Belt Weights

Belt material	POM		PP	
Pin material	PA6.6		PP	
	kg/m²	lb/ft²	kg/m²	lb/ft²
uni Flex ASB	8.2	1.68	5.2	1.06
uni Flex ASB R	8.2	1.68	5.2	1.06
uni Flex ASB T	8.2	1.68	5.2	1.06
uni Flex ASB CS	8.3	1.70	-	-
uni Flex ASB CST	8.3	1.70	-	-
uni Flex ASB Rubber Top	-	-	8.0	1.64
uni Flex ASB Edge	8.2	1.68	5.2	1.06

Design Guidelines

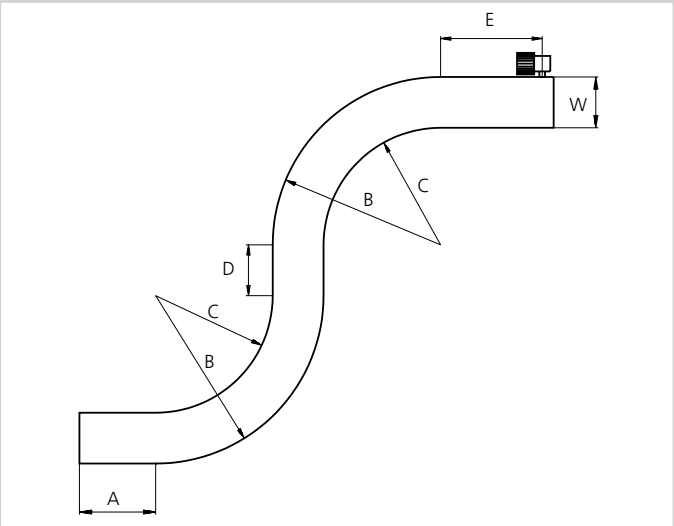

	uni Flex ASB ASB | ASB R | ASB CT| ASB CS | ASB CS T: Radius 2.2	uni Flex ASB R Radius 1.6
A	min. 1.5 x W	min. 1.5 x W
B	min 3.2 x W	min. 2.6 x W
C	min 2.2 x W	min. 1.6 x W
D	min 2 x W	
E	min 2 x W, min.	
W	Belt width	

For min. conveyor dimensions please refer to sketch and diagram.

Note: uni Flex ASB 1.6 can not be used in conveyors with both left and right turning curves. All curves have to turn in the same direction.

Accessories | Lane Divider



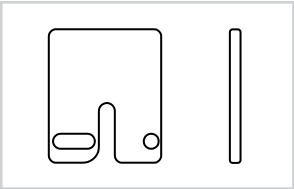

Lane Divider

Note: Lane dividers can be placed in multiples of 25.4 mm

Dimensions

	mm	in.
H	25.4	1.00
l min	50.8	2.00

Standard Materials and Colors

POM-D	W	B

Accessoires | Product Support

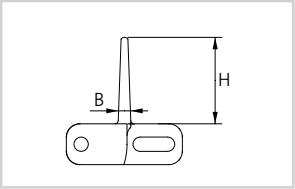

uni Flex ASB
Product Support Flat

Standard Materials and Colors

Type	H		B		Width			Standard materials and colors
	mm	in.	mm	in.	Type	mm	in.	
uni Flex ASB Product Support Flat	25.4	1.00	3.7	0.14	K600	151	5.94	**POM-D** W
uni Flex ASB Product Support Flat	25.4	1.00	3.7	0.14	K600	151	5.94	**POM-D** B

Minimum bricklayed indent for uni Flex ASB is 40 mm (1.57 in)

Standard Sprockets

No. of teeth	Pitch diameter		Overall diameter		Hub diameter		Bore		Reference no. plastic
	mm	in.	mm	in.	mm	in.	mm	in.	
7	58.5	2.30	58.0	2.28	-	-	ø18.0/25.0	ø0.71/0.98	653PA6FASB07221N00
9	74.3	2.93	75.0	2.95	-	-	ø18.0/30.0	ø0.71/1.18	653PA6FASB09221N00
							sq 25.4	sq 1.00	653PA6FASB09221N00I100S
12	98.1	3.86	100.0	3.94	-	-	ø18.0/40.0	0.71/1.57	653PA6FASB12221N00
							sq 38.1	sq 1.50	653PA6FASB12221N00I150S
15	122.2	4.81	124.6	4.91	-	-	ø18.0/70.0	ø0.71/2.76	653PA6FASB15221N00
							sq 38.1	sq 1.50	653PA6FASB15221N00I150S
							sq 40.0	sq 1.57	653PA6FASB15221N00M040S
18	146.3	5.76	149.3	5.88	-	-	ø18.0/70.0	ø0.71/2.76	653PA6FASB18221N00
							sq 38.1	sq 1.50	653PA6FASB18221N00I150S
							sq 40.0	sq 1.57	653PA6FASB18221N00M040S

Placement of Wearstrips and Sprockets

No. of teeth	Minimum B-dimension		Wearstrip distance A	
	mm	in.	mm	in.
7	37.3	1.47	19.5	0.77
9	45.1	1.78	28.0	1.10
12	57.1	2.25	40.5	1.59
15	69.1	2.72	52.9	2.08
18	81.1	3.19	65.2	2.57

Other sprocket sizes are available upon request.

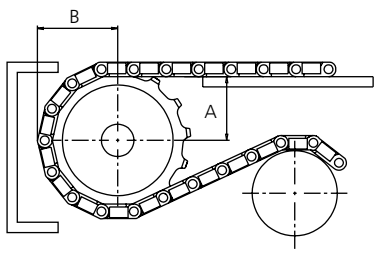

Width of sprockets: 30.0 mm (1.18 in.)
Tooth width: 7.0 mm (0.28 in.)
Standard material: PA6

Placing of Sprockets

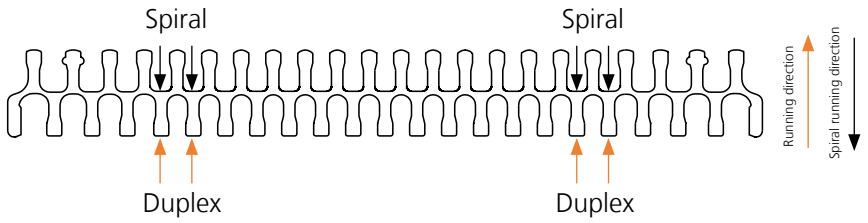

Max. Load per Sprocket

Belt material	POM		PP	
	N	lbf	N	lbf
uni Flex ASB	2000	450	1100	247
uni Flex ASB R	2000	450	1100	247
uni Flex ASB T	2000	450	1100	247
uni Flex ASB CS	2000	450	1100	247
uni Flex ASB CS T	2000	450	1100	247
uni Flex ASB Rubber Top	2000	450	1100	247
uni Flex ASB Edge	2000	450	1100	247